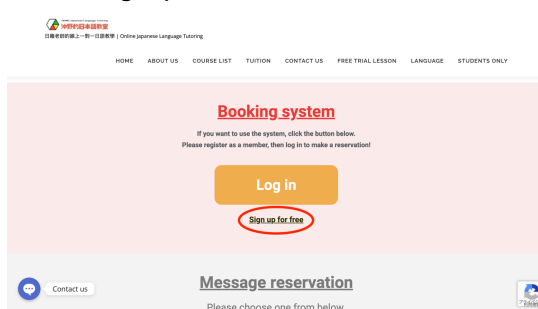


# How to sign up

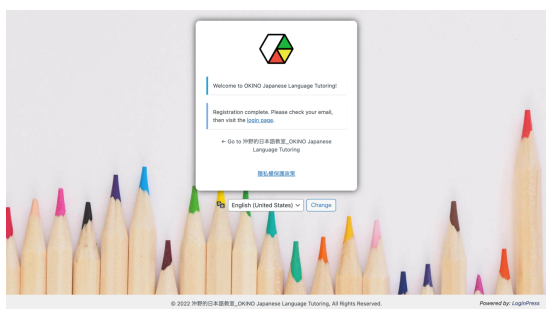
## 1. Click "STUDENTS ONLY".



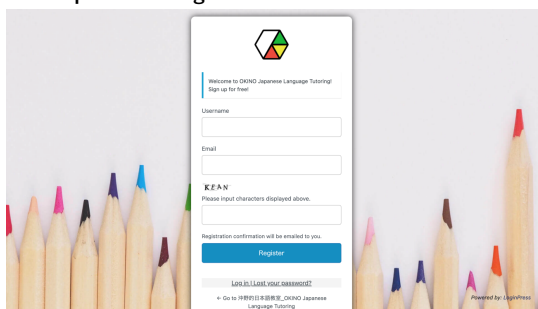
## 2. Click "Sign up for free".



## 4. Completed !


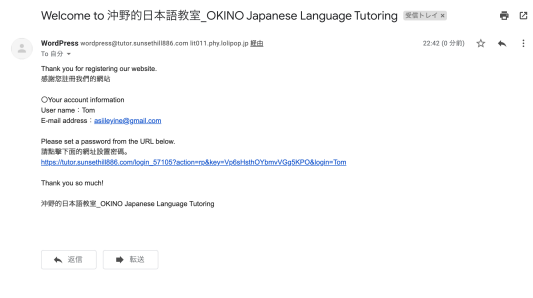


## 3. Create your username, enter your email address, and press the register button.



## 6. Open the Email and click the link in it. Then set your own password.

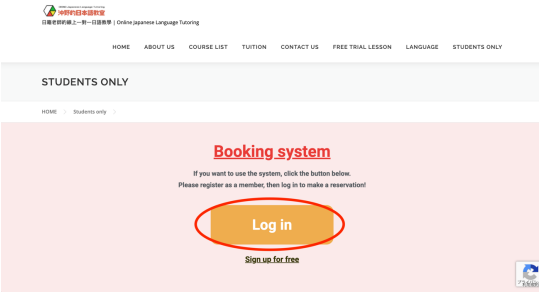
※If you have not received a reply, it is likely to be regarded as spam. Please go to the spam box to find it.



Go to next page  
How to book lessons

# How to book lessons

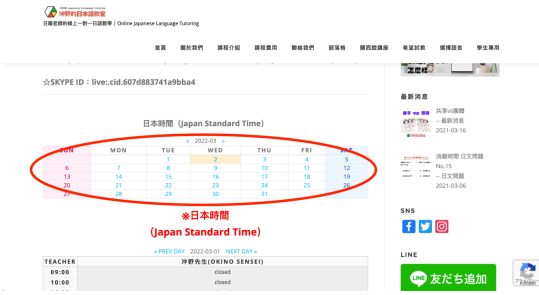
1. Click "Log in".



2. Enter your own username or E-mail address and passw then click "Login".



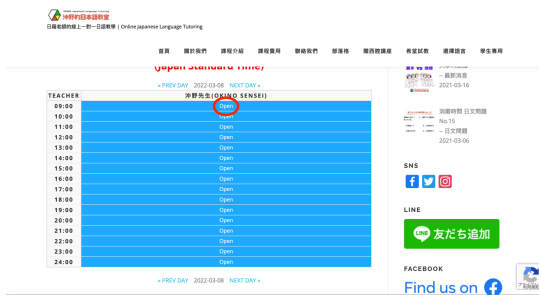
4. Select the date you want to attend class from the calendar.



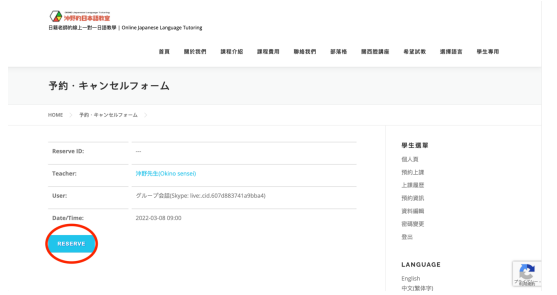
3. Click "予約する".



5. Select the time you want to take lessons. The time when classes are available is written as "Open". "Closed" and "-" means "Fully booked".



6. Make sure the date and time, then click "reserve"



7. Completed! You will get confirmation E-mail soon.

